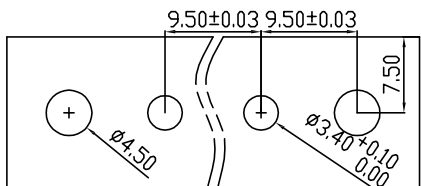
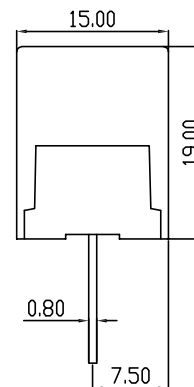
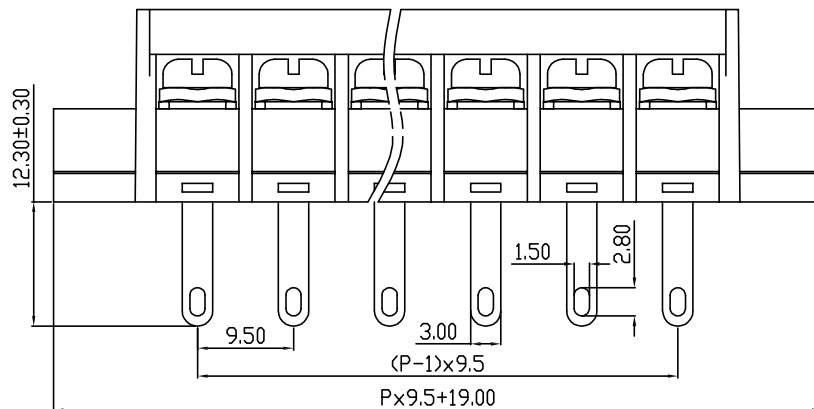
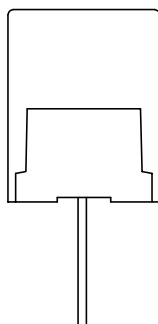



linear dimension(Tolerances Standard GB/T 14486-2008)								—	∇	\perp
variable range	to	over	over	over	over	over	over	to	over	over
	6	6 to 10	10 to 30	30 to 60	60 to 100	100 to 160	160 to	to 10	to 100	to 100
tolerance	±0.20	±0.30	±0.50	±0.70	±1.00	±1.30	±1.60	0.10	0.30	0.60



PCB Layout



UL/CUL 技术参数 UL/CUL Technical Data				
等级	Use Group	B	C	D
额定电压	Rated Voltage [V]	300	-	-
额定电流	Rated Current [A]	20	-	-
接线范围	Wire Range	22-12		
单/多芯线	Solid/Stranded [AWG]			
IEC 技术参数 IEC Technical Data				
额定电压	Rated Voltage [V]	750		
额定电流	Rated Current [A]	32		
耐电压	Withstanding Voltage [AWG]	3000V/1Min		
导线截面积	Conductor cross section	4.0		
硬质/柔性导线	Solid/flexible [mm ²]			
材料 Material				
绝缘材料	Insulation Material	PA66		
阻燃等级	Flammability	UL94V-0		
导体材料	Contact Material	铜合金 Copper alloy		
导体表面镀层	Contactive Coating	镀锡 Sn Plated		
一般参数 Other Data				
间距	Pitch [mm]	9.5		
极数	Poles [P]	02-24		
螺丝	Screw/扭矩 Torque(Max) [N.m]	M4/1.0		
工作温度	Operating temperatur [°C]	-40~+105		
引针尺寸	Pin Dimensions [mm]	-		
PCB板孔径	PCB Hole Diameter [mm]	3.4		

DBT40HM — 9.5 — XXP — C — S/P
 (Series No.) (Pitch) (Poles) Slotted/Phillips
 (Color):GN:(Green), BK:(Black), BU:(Blue), RD:(Red), GY:(Gray)
 OG:(Orange), WT:(White), YL:(Yellow), CR:(Clear)

APPD: J Ting Chen 2022.11.26
 CHKD: Duck Mao 2022.11.26
 DRFT: Steven Lu 2022.11.26

DORABO 宁波地博电气有限公司
 Ningbo Dorabo Electric CO., Ltd

NAME: DBT40HM-9.5-XXP-C-P

\oplus	SIZE: A4	mm (inch)	REV	T0-1
TYPE: CUSTOMER_DRAWING	SCALE: 1:1	SHEET	1/1	